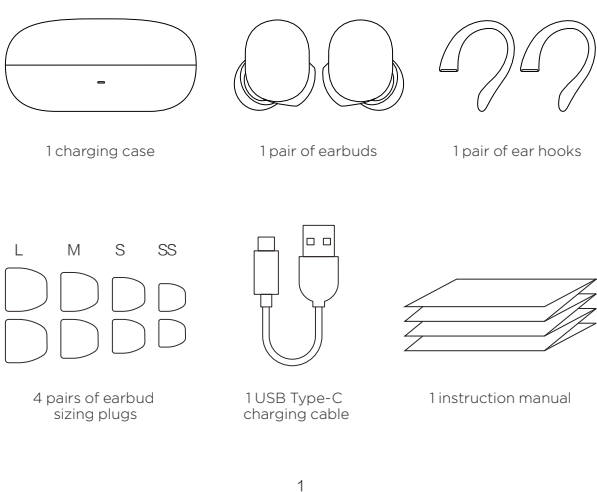




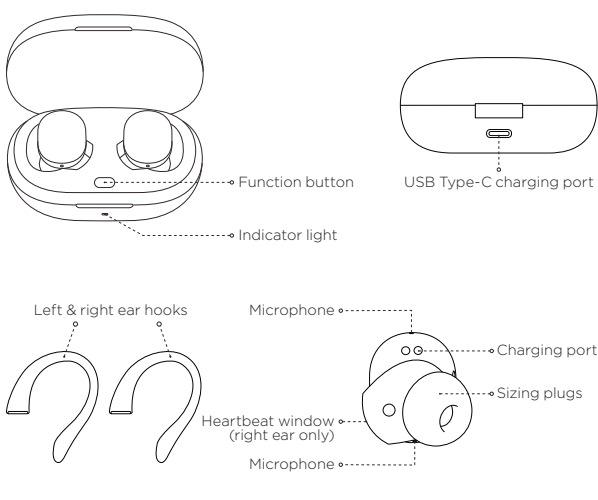
Amazfit PowerBuds Instruction Manual

01 Package Contents



1

02 About your Amazfit PowerBuds



2

03 Usage

• Installing app

Installing the app helps you get more out of your Amazfit PowerBuds. Use your phone to scan the QR code on the right to download the latest version of the app.

Notes:

- For a better user experience, follow the prompts and upgrade your app to the latest version.
- System requirements are Android 5.0 or iOS 10.0 and above.



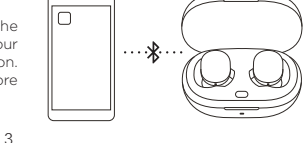
• Pairing Amazfit PowerBuds

- Open the app on your phone and register a new account or log in to an existing account.
- Select "Add Device" under "Profile > My Devices" in the app to add the Amazfit PowerBuds.
- If you are connecting your device for the first time: open the charging box cover, after which the charging case indicator light will flash white, then complete pairing according to the prompts in the app.

If you are not connecting for the first time, open the charging case, press and hold the button inside the case until the indicator light flashes white, then complete connection according to the prompts in the app. Make sure that the headset is in the charging case when connecting.

Notes:

- When the device is connected and the Amazfit PowerBuds are in use, keep your phone's Bluetooth connection turned on.
- Charging the Amazfit PowerBuds before use is recommended.



3

• Charging

- Charging the Amazfit PowerBuds: when the Amazfit PowerBuds are placed in the charging case, they will begin charging automatically.
- Charging the charging case: charge the charging case with the USB Type-C charging cable provided in the package. The power indicator will flash red when the case is charging. When the device is fully charged, the red light will stop flashing.

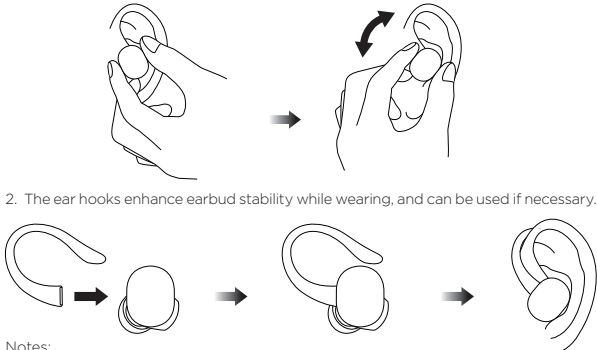
• Checking battery level

- Checking earbud battery level: You can check the battery level for your Amazfit PowerBuds in your app once they are connected to your phone.
- Checking charging case battery level: after connecting the Amazfit PowerBuds to your phone, you can check the battery level for the charging case and your Amazfit PowerBuds in the app.
- When you open the cover or press the function button on the charging case, the indicator light on the case will begin to flash white. This indicates that the battery is fully charged. If the light flashes red, the battery is low and the case needs to be charged.

4

04 Wearing

- Please select a plug of the appropriate size and adjust the angle of the Amazfit PowerBuds to a comfortable position to ensure the best sound experience and continuous heart rate monitoring.



Notes:

- Enable the motion detection function through the app.
- After use, place the Amazfit PowerBuds back into the charging case to prolong service life and prevent loss.
- If heart rate detection during exercise does not work, try replacing your sizing plugs of a bigger size and wearing ear-hooks.

5

05 Basic Specifications

Model: Earbuds A1965; Charging case A1967
Battery capacity: Earbuds 55mAh; Charging case 450mAh
Input: Earbuds 5V $\overline{\text{---}}$ 0.12A; Charging case 5V $\overline{\text{---}}$ 0.5A
System requirements: Android 5.0 or iOS 10.0 and above
Wireless connection: BT5.0, BLE
Water & dust resistance level: Earbuds IP55
Output: 5V $\overline{\text{---}}$ 0.25A
Functional ambient temperature: 0°C-45°C
HVIN: A1965-Left, A1965-Right

Notes:

- Amazfit PowerBuds are resistant to sweat, water and dust, and are suitable for a variety of non-water sports and activities. The product is tested under controlled laboratory conditions and is rated as IP55 water & dust resistance under GB 4208-2008 and IEC 60529.
- Do not immerse Amazfit PowerBuds in water.
- Do not charge Amazfit PowerBuds if wet. If the Amazfit PowerBuds accidentally get wet, dry them by cleaning them properly with a dry, lint-free soft cloth.
- The charging case is not waterproof, so ensure that the openings are not exposed to moisture or any liquid. Keep them clean.

6

06 Regulatory notice

This device complies with Part 15 of the FCC Rules. Operation is subject to the following two conditions:

- (1) This device may not cause harmful interference, and
- (2) This device must accept any interference received, including interference that may cause undesired operation.

FCC ID: 2AC8UA1965

Note: This product has been tested and found to comply with the limits for a Class B digital device, pursuant to Part 15 of the FCC Rules. These limits are designed to provide reasonable protection against harmful interference in a residential installation. This product generates, uses, and can radiate radio frequency energy and, if not installed and used in accordance with the instructions, may cause harmful interference to radio communications. However, there is no guarantee that interference will not occur in a particular installation. If this product does cause harmful interference to radio or television reception, which can be determined by turning the equipment off and on, the user is encouraged to try to correct the interference by one or more of the following measures:

- Reorient or relocate the receiving antenna.
- Increase the separation between the equipment and receiver.
- Connect the equipment into an outlet on a circuit different from that to which the receiver is connected.
- Consult the dealer or an experienced radio/TV technician for help.

The device has been evaluated to meet general RF exposure requirement. The device can be used in portable exposure condition without restriction.

Please take attention that changes or modification not expressly approved by the party responsible for compliance could void the user's authority to operate the equipment.



7

This device complies with Industry Canada licence-exempt RSS standard(s). Operation is subject to the following two conditions:

- (1) this device may not cause interference, and
- (2) this device must accept any interference, including interference that may cause undesired operation of the device.

IC: 21806-A1965

CAN ICES-3(B)/NMB-3(B)

Le présent appareil est conforme aux CNR d'Industrie Canada applicables aux appareils radioexemptés de licence. L'exploitation est autorisée aux deux conditions suivantes:

- (1) l'appareil ne doit pas produire de brouillage, et
- (2) l'utilisateur de l'appareil doit accepter tout brouillage radioélectrique subi, même si le brouillage est susceptible d'en compromettre le fonctionnement.

Under Industry Canada regulations, this radio transmitter may only operate using an antenna of a type and maximum (or lesser) gain approved for the transmitter by Industry Canada. To reduce potential radio interference to other users, the antenna type and its gain should be so chosen that the equivalent isotropically radiated power (e.i.r.p.) is not more than that necessary for successful communication.

Conformément à la réglementation d'Industrie Canada, le présent émetteur radio peut fonctionner avec une antenne d'un type et d'un gain maximal (ou inférieur) approuvé pour l'émetteur par Industrie Canada. Dans le but de réduire les risques de brouillage radioélectrique à l'attention des autres utilisateurs, il faut choisir le type d'antenne et son gain de sorte que la puissance isotrope rayonnée équivalente (p.i.r.e.) ne dépasse pas l'intensité nécessaire à l'établissement d'une communication satisfaisante.

8

07 Disposal and Recycling Information



The following symbol signifies that this device has to be disposed separately from ordinary household wastes at the end of its life. Please kindly be aware that this is your responsibility to dispose the electronic device at recycling centers so as to help conserve the natural resources.

08 Certifications and Safety Approvals



Hereby, Anhui Huami Information Technology Co., Ltd. declares that the radio device type A1965/A1967 is in compliance with Directive 2014/53/EU. The full text of the EU declaration of conformity is available at the following internet address: <http://en.amazfit.com/support.html>

9

09 Safety Information

Read and follow the following safety precautions before using and operating this product to ensure optimal performance and to avoid dangerous or illegal situations. Usage scenarios and operating environment considerations:

• Safe usage

- Please select a power adapter which has passed mandatory certification and which meets standard charging requirements.
- This product and its accessories are small in size and contain small parts. Keep these out of the reach of children. Children may inadvertently damage the product and its accessories, or swallow small components, resulting in suffocation or other hazards. When not in use, store the Amazfit PowerBuds in the charging case and keep the product away from children and pets.
- This product is not a toy. Children should only use this product under adult supervision.
- Do not use earbuds and charging cases that have been damaged or modified. Damaged or modified batteries can cause unpredictable hazards such as fire, explosion, or injury.
- Keep the Amazfit PowerBuds and the charging case away from direct sunlight, fire, etc.
- Do not use this product in places where the use of wireless devices is prohibited, as this may interfere with other electronic devices or cause other hazards.
- Some components included with this product generate electromagnetic fields that may interfere with pacemakers, defibrillators, hearing aids, and other medical devices, so keep them a safe distance from all medical equipment. Consult your medical device manufacturer for medical device user restrictions. If you suspect that this product interferes with your pacemaker, defibrillator, hearing aid, or other medical device, immediately stop using them.
- Only use accessories which are approved by the product manufacturer and compatible with this model. If you use any other types of accessories, this product's warranty conditions and the regulations of the country where the product is used may be violated. This could also pose a safety hazard.

10

• Health & safety

- Some people may suffer from skin allergies from plastics, cortex, fiber and other materials. Areas in long-term contact with these substances may exhibit redness, inflammation, and other symptoms. If you experience any such symptoms, stop using the product and consult a doctor immediately.
- Unclean earbuds may cause infection. Clean your headphones regularly with a dry, dust-free, soft cloth. Do not use water, sprays, solvents or abrasive agents to clean your earbuds. If you begin to experience skin problems, stop using the product immediately. If the problem still persists, please consult your physician.



When listening to music or talking on earbuds, it is recommended to use the minimum volume required for music or calls to avoid hearing loss. Prolonged exposure to high volume may result in permanent hearing loss.

• Traffic & transportation safety

- Observe traffic regulations of your region or country and do not use this product while driving.
- Keep in mind that safe driving is your primary responsibility. Don't engage in activities that distract you.
- Car electronic equipment may malfunction due to radio interference from this product. Please contact the manufacturer for details.
- Wireless devices may interfere with aircraft flight systems. Please follow airline regulations. Do not use this product where wireless devices are prohibited.
- If you are using earbuds while engaged in activities that require attention, be aware of the safety of yourself and others, such as when riding a bicycle or walking on the road, on construction sites, or on or near railways. Remove earbuds or adjust volume to ensure you can hear surrounding sounds, including alarms and warnings.

11

• Operating environment

- Do not use this product in places that are dusty, damp, dirty, or near to magnetic fields, as this may cause internal circuit failure.
- When storing the product, keep it away from appliances with strong magnetic fields or strong electric fields such as microwave ovens and refrigerators.
- Do not use this product during thunderstorms. Thunderstorms can cause equipment failure or risk of electric shock.
- The use of this product is strictly forbidden in and around gas stations, fuel depots, chemical plants, fuel or chemical samples transportation or storage facilities, as it may cause explosion or fire.
- Please use this product within a temperature range of 0°C-45°C and store the product and its accessories within a temperature range of -40°C-70°C.
- An ambient temperature that is too high or too low may cause product failure. Do not place the product in direct sunlight, such as on a car dashboard or window sill. Do not place this product near heat sources or bare ignition sources, such as electric heaters, microwave ovens, water heaters, ovens, stoves, candles, or other places where high temperatures may occur.
- Do not place sharp metal objects, such as pins, near the receiver or speaker of the device, to prevent metal objects from becoming embedded and causing injury.

12

• Care and maintenance

- Please keep this product and its accessories dry. Do not use an external heating device, such as a microwave or hair dryer, to dry it.
- Do not place this product or its accessories in excessively hot or cold areas, as this may cause the product to malfunction, catch fire, or explode.
- Before cleaning and maintenance, please stop the use of the product, close all applications, and disconnect the product from all other devices.
- Do not use harsh chemicals, detergents or strong detergents to clean the product or its accessories. Wipe the product or its accessories with a clean, dry, soft cloth.
- Do not maintain prolonged contact with magnetic stripe cards (such as bank card, SIM card, etc.). Otherwise, the magnetic stripe card may be damaged by the product's magnetic field.

13

• Battery safety

- This product is equipped with a non-removable internal battery. Do not replace the battery by yourself to avoid damaging the battery or product.
- Do not expose the battery to high temperatures or heat-generating equipment such as sunlight, heaters, microwave ovens, etc.
- Do not disassemble or modify the battery, insert foreign objects, or immerse in liquid to avoid battery leakage, overheating, fire, or explosion.
- If the battery leaks, do not allow the leaked liquid to come into contact with skin or eyes. If the liquid comes into contact with your skin or eyes, rinse immediately with water and go to the hospital for medical treatment.
- Do not throw the battery into a fire, as this may cause the battery to ignite and explode.
- Dispose of the battery in accordance with local regulations. Do not dispose of the battery as household waste.
- To avoid injury or battery explosion, ensure that children and pets do not swallow or bite the battery.
- Do not drop, squeeze, or puncture the battery to avoid subjecting the battery to excessive external pressure, which can result in internal short circuiting and overheating.
- Do not use a damaged battery.
- Do not disassemble, impact, squeeze, or place into fire as the Amazfit PowerBuds have built-in lithium battery. If the battery exhibits serious swelling, please discontinue use. Do not expose to high temperatures.

• Environmental protection

- Do not dispose of this product or its accessories as ordinary household waste.
- Please follow local laws and regulations governing the handling of this product and its accessories, and support recycling operations.

14

10 Special Instructions

- This manual is based on existing information. The company reserves the right to make changes and improvements to the product specifications and functions, and to modify and improve any of the contents described in this manual in the spirit of continuous improvement and sustainable development.
- The contents of this manual are provided at the time of manufacture of the product, and no warranty of any kind, express or implied, is made as to the accuracy, reliability or content of the document, unless otherwise required by applicable laws. Therefore, any claim for compensation based on the data, pictures, or text descriptions of this manual will not be accepted.
- This product is not a medical device. The data and information provided are for reference only.
- If you disassemble the outer casing of this product, the product repair warranty will be voided.
- The pictures in this manual are intended to guide user operation and are for reference only. For specific operational details, refer to the actual product.

11 Warranty and Return Policy

The Amazfit Limited Warranty covers production defects for Amazfit products beginning on the initial purchase date. The warranty period is 12 months and is subject to consumer law in the country where the consumer is located. Our warranty is in addition to the rights granted under applicable consumer laws.
Official website: amazfit.com
Support Center website: support.amazfit.com

15