

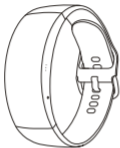


AMAZFIT

Amazfit X Product Manual

## 01 Package Contents

---



Watch with large wristband



Additional small wristband



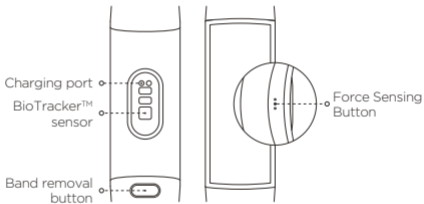
Charging base



User Manual

## O2 About the Watch

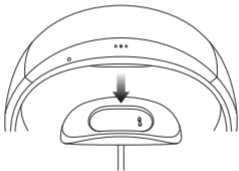
---



## 03 Charging the Watch

---

Only use the original charger to charge your watch. The charging plates on the back of the watch should be aligned with those of the charger. Once the watch begins to charge, the charging indicator will appear on the screen.



### Note:

Only use the original charging base provided in the product package to charge your watch. Also make sure that the charging base is always kept dry.

## 04 Installing the App

---

The watch works with App. App helps you control your smartwatch and all its functions.

Scan the QR code on the Instruction Manual with your mobile phone to download App to your mobile phone. You can also download the latest version of App from the Google Play Store or Apple App store.

Note:

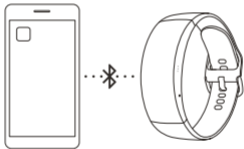
1. For a better user experience, please use the most recent version of App.
2. The operating system needs to be Android 5.0, iOS 10.0, or above.



## 05 Pairing

---

1. Open the App on your phone register or login with your account. Select the device to pair in the device list, then complete the pairing as prompted.
2. Once the pairing is done, the watch will display the correct time. You can set the other watch functions as needed.



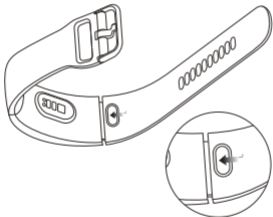
Note:

Do not pair the watch directly using your mobile phone's Bluetooth settings.

## 06 Attaching/Detaching the Watch Strap

---

1. Adjust the position of the strap mount to suit your wrist.
2. To attach or detach the watch strap, refer to the illustration below.



### Note:

After the strap is attached, please pull on the strap using appropriate force to ensure a secure attachment.

## 07 Regulatory Notice

---

This device complies with part 15 of the FCC Rules. Operation is subject to the following two conditions:

1. This device may not cause harmful interference, and
2. This device must accept any interference received, including the interference that may cause undesired operation.

FCC ID: 2AC8UA2025

Any changes or modifications that are not expressly approved by the party responsible for the compliance may void the user's authority to operate the device.



---

Note:

This device has been tested and found to comply with the limits for a Class B digital device, pursuant to Part 15 of the FCC Rules. These limits are designed to provide reasonable protection against harmful interferences in a residential installation. This device generates, uses, and may radiate radio frequency energy and, if not installed and used in accordance with the instructions, may cause harmful interference to radio communications. However, there is no guarantee that interference will not occur in a particular installation. If this product does cause harmful interference to radio or television reception, which can be determined by turning the device off and on, the user is encouraged to try to correct the interference by one or more of the following measures:

- 
- Reorient or relocate the receiving antenna.
  - Increase the separation between the device and receiver.
  - Connect the device into an outlet on a circuit different from that to which the receiver is connected.
  - Consult the dealer or an experienced radio/TV technician for help.

The device has been evaluated to meet general RF exposure requirement. The device can be used in portable exposure condition without restriction.



---

This device complies with Industry Canada license-exempt RSS standard(s). Operation is subject to the following two conditions:  
(1) This device may not cause interference, and  
(2) This device must accept any interference, including interference that may cause undesired operation if the device.

IC: 21806-A2025

CAN ICES-3(B)/NMB-3(B)

Le présent appareil est conforme aux CNR d'Industrie Canada applicables aux appareils radioexempts de licence.

L'exploitation est autorisée aux deux conditions suivantes :

- (1) l'appareil ne doit pas produire de brouillage, et
- (2) l'utilisateur de l'appareil doit accepter tout brouillage radioélectrique subi, même si le brouillage est susceptible d'en compromettre le fonctionnement.

---

Under Industry Canada regulations, this radio transmitter may only operate using an antenna of a type and the maximum (or lesser) gain approved for the transmitter by Industry Canada. To reduce the potential of radio interference to other users, the antenna type and its gain should be so chosen that the equivalent isotropically radiated power (e.i.r.p.) is not more than that necessary for successful communication.

Conformément à la réglementation d'Industrie Canada, le présent émetteur radio peut fonctionner avec une antenne d'un type et d'un gain maximal (ou inférieur) approuvé pour l'émetteur par Industrie Canada. Dans le but de réduire les risques de brouillage radioélectrique à l'intention des autres utilisateurs, il faut choisir le type d'antenne et son gain de sorte que la puissance isotrope rayonnée équivalente (p.i.r.e.) ne dépasse pas l'intensité nécessaire à l'établissement d'une communication satisfaisante.

## 08 Disposal and Recycling Information

---



The following symbol signifies that this device has to be disposed separately from ordinary household wastes at the end of its life. Please kindly be aware that this is your responsibility to dispose the electronic device at recycling centers so as to help conserve the natural resources.

## 09 Certifications and Safety Approvals

---



Hereby, Anhui Huami Information Technology Co., Ltd. declares that the radio device type A2025 is in compliance with Directive 2014/53/EU. The full text of the EU declaration of conformity is available at the following internet address:

<http://en.amazfit.com/support.html>

For more regulatory information and product certification/compliance logos related to Amazfit X, please go to Regulatory on your Amazfit X.

## 10 Safety Notice

---

1. The device is water resistant with a certified rating of 5 ATM. This means that the device is resistant to rain and can be worn while showering. It may also be used in shallow-water activities, such as swimming in a pool.
2. However, the watch should not be used when scuba diving, bathing, taking a sauna, or in other activities involving a high-velocity of water or the submersion below shallow depth.
3. Please do not operate the watch underwater. After submerging, dry it with a dry cloth before operating or charging.
4. The watch is not protected against chemical reagents, acidic or alkaline solutions, etc. Defects caused by liquid damages are not covered under the warranty.

## 11 Basic Specifications

---

Model: A2025

Battery capacity: 205 mAh

Input: 5V  500 mA MAX

Wireless connection: Bluetooth 5.0 BLE

Frequency: 2402-2480 MHz

Max.output: 0 dBm

Operation temperature: 0°C to 45°C

Waterproofing: 5 ATM

System requirements: Android 5.0 or iOS 10.0 or above



## 12 Warranty and Return Policy

---

The Amazfit Limited Warranty covers Amazfit products against manufacturing defects beginning on the original purchase date. The warranty period is 12 months or other period as the applicable consumer laws in the consumer's country of purchase require. Our warranty is in addition to rights provided by applicable consumer laws.

Official website: [en.amazfit.com](https://en.amazfit.com)

Support: [support.amazfit.com](https://support.amazfit.com)