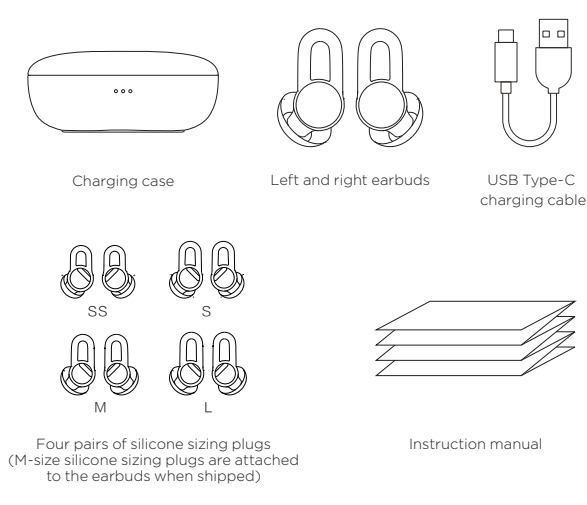


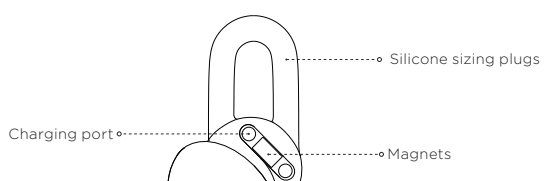
## 01 Packaging contents



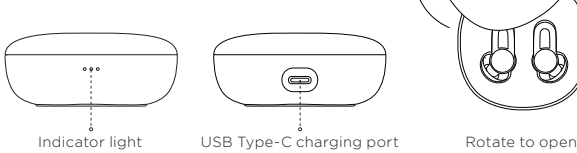
1

## 02 About the product

### • Earbuds



### • Charging case



2

## 03 Usage

### • App installation

Scan the QR code to the right with your phone to download and install the latest version of the app.



#### Notes:

- To improve your experience, update the app to the latest version as prompted.
- System requires Android 5.0 or iOS 10.0 or later.

### • Amazfit ZenBuds usage

- Open the app on your phone and register or log in with your account.
- Open the charging case and remove the earbuds.
- In the app, select "Add Device", then "My" > "My Device" to add the Amazfit ZenBuds.
- You can control the rhythm playback or experience more functions in the app.

#### Notes:

- Once the Amazfit ZenBuds are connected and in use, ensure your Bluetooth is enabled.
- We recommend charging the Amazfit ZenBuds before use.

3

### • Charging

- Place the earbuds into the charging case, after which the earbuds will automatically enter the charging state.
- Use the USB Type-C charging cable that comes with the product to charge the charging case. When charging, the three white power level indicator lights will flash in sequence. When all three white indicators are lit, charging is complete.

#### Note:

When the earbuds are in the charging case, the corresponding indicator light will flash. If the indicator light does not flash, the earbuds are not securely in place, which will cause earbud charging to fail. If this happens, adjust the earbud placement or take out and replace the earbuds. Specifically, the left indicator corresponds to the left earbud, and the right indicator corresponds to the right earbud.

## 04 Viewing battery level

- Viewing earbud battery level: After connecting the earbuds to your device, view their battery level in the app.
- Viewing charging case battery level: Open the charging case and check the white indicator lights to view whether the case is charged. When the left indicator light flashes to indicate low power, please charge immediately.

4

## 05 Wearing comfortably

Select the correct sizing plugs for your ears, then adjust the angle of the earbuds slightly to ensure that they fit closely in your ear when you use them for the optimum noise blocking effect.

## 06 Basic parameters

Model: earbuds A1943; charging case A1945  
Battery capacity: earbuds 10mAh; charging case 280mAh 1.06Wh  
Input: earbuds 5V 0.01A; charging case 5V 0.2A  
Charging case output: 5V 0.02A  
System requirements: Android 5.0 or iOS 10.0 or later  
Wireless connection: Bluetooth 5.0 BLE  
Functional ambient temperature: 0°C-45°C

5

## 07 Regulatory notice

This device complies with Part 15 of the FCC Rules. Operation is subject to the following two conditions:

- This device may not cause harmful interference, and
- This device must accept any interference received, including interference that may cause undesired operation.

FCC ID: 2AC8UA1943

Note: This product has been tested and found to comply with the limits for a Class B digital device, pursuant to Part 15 of the FCC Rules. These limits are designed to provide reasonable protection against harmful interference in a residential installation. This product generates, uses, and can radiate radio frequency energy and, if not installed and used in accordance with the instructions, may cause harmful interference to radio communications. However, there is no guarantee that interference will not occur in a particular installation. If this product does cause harmful interference to radio or television reception, which can be determined by turning the equipment off and on, the user is encouraged to try to correct the interference by one or more of the following measures:

- Reorient or relocate the receiving antenna.
- Increase the separation between the equipment and receiver.
- Connect the equipment into an outlet on a circuit different from that to which the receiver is connected.
- Consult the dealer or an experienced radio/TV technician for help.

The device has been evaluated to meet general RF exposure requirement. The device can be used in portable exposure condition without restriction.

Please take attention that changes or modification not expressly approved by the party responsible for compliance could void the user's authority to operate the equipment.



6

This device complies with Industry Canada licence-exempt RSS standard(s). Operation is subject to the following two conditions:

- This device may not cause interference, and
- This device must accept any interference, including interference that may cause undesired operation of the device.

IC: 21806-A1943

CAN ICES-3(B)/NMB-3(B)

Le présent appareil est conforme aux CNR d'Industrie Canada applicables aux appareils radioexemptés de licence. L'exploitation est autorisée aux deux conditions suivantes:

- L'appareil ne doit pas produire de brouillage, et
- L'utilisateur de l'appareil doit accepter tout brouillage radioélectrique subi, même si le brouillage est susceptible d'en compromettre le fonctionnement.

Under Industry Canada regulations, this radio transmitter may only operate using an antenna of a type and maximum (or lesser) gain approved for the transmitter by Industry Canada. To reduce potential radio interference to other users, the antenna type and its gain should be so chosen that the equivalent isotropically radiated power (e.i.r.p.) is not more than that necessary for successful communication.

Conformément à la réglementation d'Industrie Canada, le présent émetteur radio peut fonctionner avec une antenne d'un type et d'un gain maximal (ou inférieur) approuvé pour l'émetteur par Industrie Canada. Dans le but de réduire les risques de brouillage radioélectrique à l'intention des autres utilisateurs, il faut choisir le type d'antenne et son gain de sorte que la puissance isotrope rayonnée équivalente (p.i.r.e.) ne dépasse pas l'intensité nécessaire à l'établissement d'une communication satisfaisante.

7

## 08 Disposal and Recycling Information



The following symbol signifies that this device has to be disposed separately from ordinary household wastes at the end of its life. Please kindly be aware that this is your responsibility to dispose the electronic device at recycling centers so as to help conserve the natural resources.

## 09 Certifications and Safety Approvals

CE Hereby, Anhui Huami Information Technology Co., Ltd. declares that the radio device type A1943/A1945 is in compliance with Directive 2014/53/EU. The full text of the EU declaration of conformity is available at the following internet address: <http://en.amazfit.com/support.html>

## 10 Safety information

Before using and operating this product, please read and follow the precautions below to ensure the best product performance and avoid dangerous or illegal situations. Usage and operating environment:

### • Usage safety

- Use a power adapter that has passed compulsory certification and meets standards requirements for charging.
- Do not expose this product to running water or immerse in water. Do not wear this product while bathing or engaging in water sports.
- This product and its accessories are small parts. Keep this product and its accessories out of the reach of children. Children may inadvertently damage the product and its accessories, or may swallow small parts, and thereby be exposed to choking or other risks. When not in use, store the earbuds in the charging case and keep away from children and pets.
- This product is not a toy. Children should use it only while under adult supervision.
- Do not use earbuds or charging cases that have been damaged or modified. Damaged or modified batteries may cause unpredictable hazards such as fire, explosion, or injury.
- Do not overheat the product (for example, avoid direct sunlight, keep away from fire, etc.).
- Do not use this product in places where the use of wireless devices is expressly prohibited; otherwise, it may interfere with other electronic devices or cause other hazards.
- This product contains components and radio transmitters that generate electromagnetic fields which may interfere with pacemakers, defibrillators, hearing aids, or other medical equipment. Keep the product a safe distance from medical equipment. Consult your medical device manufacturer for restrictions on the use of medical devices. If you suspect that this product is interfering with your pacemaker, defibrillator, hearing aid, or other medical device, immediately discontinue use.
- Use only accessories approved by the product manufacturer for use with this model. If other types of accessories are used, you may violate the warranty terms of this product and relevant regulations of the country where the product is located, and hazardous incidents or accidents may result.

9

### • Health information

- Some people may have allergic skin reactions to plastics, leathers, fibers and other materials, and symptoms such as redness, swelling, and inflammation will occur after long-term contact with this product's components. If you experience such symptoms, please discontinue use and consult your doctor.
- If not properly cleaned, the headset may cause ear infections. Clean the earbuds regularly with a soft, dust-free cloth. Do not wet the earbuds or use sprays, solvents, or abrasives on the device. If you begin to experience skin problems, immediately discontinue use. If these problems persist, consult your doctor.



When using this product, it is recommended to use the minimum volume required for music to avoid hearing damage. Prolonged exposure to high volume may cause permanent hearing loss.

### • Traffic information

- Observe the traffic regulations in your area or country. Do not use this product while driving.
- Remember that driving safely is your first priority. Don't engage in distracting activities.
- Automotive electronics may malfunction due to radio interference from this product. Contact the manufacturer for details.
- Wireless devices may interfere with the flight systems of aircraft. Please observe relevant airline regulations. Do not use this product where wireless devices are prohibited.
- If you use the Amazfit ZenBuds while performing activities that require concentration, pay attention to both your own safety and the safety of others, such as when cycling or walking on or near roads, construction sites, or railways. Remove the Amazfit ZenBuds or adjust the volume to ensure that you can hear surrounding sounds, including alarms and warning signals.

10

### • Operating environment

- Do not use the product in dusty, humid, dirty environments, or within strong magnetic fields, which may cause the internal circuits of the device to fail. When installing this product, please keep away from appliances with strong magnetic or electric fields, such as microwave ovens and refrigerators.
- Do not use this product during thunderstorms. Thunderstorms may cause equipment failure or danger of electric shock.
- The use of this product in environments such as gas stations, fuel depots, chemical plants, transportation or storage facilities for fuel or chemical samples is strictly prohibited, and may cause explosion or fire.
- Use this product within the temperature range of 0°C-45°C, and store the product and its accessories within the temperature range of -40°C to +70°C.
- An ambient temperature that is too high or too low may cause product failure. Do not place the product in direct sunlight, such as a car dashboard or window sill.
- Do not place this product near heat sources or exposed fire sources, such as electric heaters, microwave ovens, water heaters, ovens, stoves, candles, or other places where high temperatures may occur.
- Do not place sharp metal objects, such as pins, near the receiver or speaker of the device, as metal objects may attach to the headset and injure you.

11

### • Care and maintenance

- Keep this product and its accessories dry. Do not dry the product using an external heating device such as a microwave oven or hair dryer.
- Do not place this product or its accessories in areas with excessively high or low temperatures, which may cause the product to malfunction, catch fire, or explode.
- Before cleaning and maintenance, stop using the product, close all applications, and disconnect all connections from other devices.
- Do not use harsh chemicals, cleaners, or strong detergents to clean this product or its accessories. Use a clean, dry, soft cloth to wipe the product or its accessories.
- Do not expose the product to magnetic stripe cards (such as bank cards, phone cards, etc.) for long periods of time, or the magnetic stripe cards may be damaged by the product's magnetic field.

12

### • Battery safety

- This product is equipped with a non-removable built-in battery. Do not replace the battery yourself to avoid damage to the battery or the product.
- Do not expose the battery to high temperature or heat-generating equipment, such as sunlight, heaters, microwave ovens, etc.
- Do not disassemble or modify the battery, insert foreign objects, or immerse in liquid, or the battery may leak, overheat, catch fire, or explode.
- If the battery leaks, do not allow the skin or eyes to come in contact with the leaked liquid. If the skin or eyes come into contact with the liquid, rinse immediately with water and go to the hospital to seek medical treatment.
- Do not throw the battery into a fire, as this will cause the battery to catch fire and explode.
- Dispose of batteries according to local regulations. Do not dispose of batteries as household waste.
- Do not allow children or pets to bite the battery, as this may cause injury or cause the battery to explode.
- Do not drop, squeeze, or puncture the battery, and avoid exposing the battery to heavy external pressure, which may cause short circuiting and overheating inside the battery.
- Do not use a damaged battery.
- The product includes a lithium battery. Do not disassemble, impact, crush or throw it into fire. If it swells severely, stop using it. Do not leave in a high temperature environment.

13

### • Environmental safety

- Do not dispose of this product and its accessories as ordinary household waste.
- Please comply with local regulations for the disposal of this product and its accessories, and support recycling operations.

## 11 Special notes

- This manual is formulated based on existing information. Under the principle of continuous improvement and development, the company reserves the right to change product specifications and functions, and to modify and improve any content described in this manual.
- The contents of this manual are provided based on the condition of the product at the time of manufacture. Unless otherwise specified by applicable law, no warranty of any kind, either express or implied, is made as to the accuracy, reliability, or content of the document. Therefore, any claims based on the data, pictures, or text descriptions in this manual will not be accepted.
- This product is not a medical device. The data and information provided are for reference only.
- If you remove the casing of this product without authorization, the product's warranty will be invalidated.
- The pictures in the manual are intended to guide the user's operation and are for reference only. For details, please refer to the actual product.

14

## 12 Warranty and Return Policy

The Amazfit Limited warranty covers amazfit products against manufacturing defects beginning on the original purchase date, the warranty period is 1 year or other period as the applicable customer laws in the customer's country of purchase require, our warranty is in addition to rights provided by applicable customer laws.  
Official website: [en.amazfit.com](http://en.amazfit.com)  
Support website: [support.amazfit.com](http://support.amazfit.com)